



THORNLIE
Christian College

Learning for Life



✉ administration@thornlie.net

☎ +61 8 9455 1607

📍 19 Furley Road, Southern River,
WA 6110, Australia

SCHOOL PERFORMANCE

2017

Table of Contents

Staff Information	1
Staff Attendance	1
Staff Retention.....	1
Teacher Highest Qualifications.....	1
Staff Workforce Gender Ratio	1
Staff Professional Development	2
Secondary School Professional Development Topics	2
Primary School Professional Development Topics.....	2
Value Added	3
Annual Theme.....	3
Student Life and Learning	3
Leadership	3
Character Development.....	3
E-Learning & Technology.....	4
Co-curricular & Extracurricular Activities.....	4
Performing Arts	4
Sport.....	4
Staffing	5
Campus Development.....	5
Staff Conditions of Service	5
Primary School.....	6
Specialist Programs.....	6
Student Development Program.....	7
Education Development Program.....	7
Secondary School.....	8
Western Australian Certificate of Education (WACE)	8
University Entrance.....	8
Sport.....	8
Other Sports Covered.....	8
Student Leadership	9
Prefect Chairperson Portfolios	9
Mentoring and Peer Support Programmes	10
Extracurricular and Co-Curricular Programmes.....	10
Extension Programmes	11
Outdoor Learning Programmes	11
Professional Development Staff	11
Staff Leadership Responsibilities in the Secondary School	12
Learning Support	12

Staff Tutoring.....	12
Staff Year 12 Mentoring.....	12
Developmental Activities.....	13
Information Communication & Technology.....	13
SEQTA.....	13
Other Major Areas of Developmental Importance.....	13
Income Sources.....	14
Key Student Outcomes.....	14
Enrolment Statistics for 2017.....	14
Student Attendance Rates.....	14
Student Retention Rates.....	14
NAPLAN Results.....	15
Year 12 Senior School Reports.....	18
Western Australian Certificate of Education (WACE) Results.....	18
Student Population.....	18
Western Australian Certificate of Education (WACE).....	18
Thornlie Christian College Certificate of Graduation.....	18
Tertiary Entrance Examination Students.....	18
Vocational Educational and Training Students (VET) and Endorsed Programmes.....	18
College Community Service Programme.....	18
Year 12 Student Satisfaction Survey.....	18
General Reports.....	19
Academic Competition.....	19
Australian Mathematics Competition for the Westpac Awards.....	19
Australasian Problem Solving Mathematical Olympiads (Extension Programme Students).....	19
Academic Achievements.....	19
“Outside the Frame” Art competition.....	19
The National History Competition.....	19
Tim Winton Competition.....	19
The West Australian Travel Writer Competition.....	19
External General English Competition.....	19
University Scholarships.....	19
Other Scholarships.....	20
University Entrance.....	20
TAFE Entrance.....	20
Bible College.....	20
Workplace/Apprenticeships.....	20

Staff Information

Staff Attendance

The average attendance rate for staff was 95%.

The attendance rate was calculated as a percentage of the full-time equivalent (FTE) of school staff who were absent through sickness, family (carers) leave, long service leave, etc. Camps and other school activities were excluded from the calculation. All Teaching and Non-Teaching staff were included for this calculation.

Staff Retention

The retention of staff from 2016 to 2017 was 98% for both teaching (65 out of 66) and non-teaching staff (43 out of 44). Staff retention continues to be stable with Thornlie Christian College providing a positive, affirming and supportive working environment for all Staff.

The FTE staffing for Thornlie Christian College was:

	2016	2017	Variation
Primary Teaching Staff	22.00	23.50	1.50
Secondary Teaching Staff	35.50	36.20	0.70
Non-Teaching Staff	27.50	27.70	0.20

This information is derived by comparing information given to the Commonwealth Government as part of our Census requirements in August 2016 and 2017.

Teacher Highest Qualifications

The highest teaching qualifications held by the teaching staff at Thornlie Christian College are:

Qualification	Number of Staff
Masters	3
Bachelor of Education	30
Graduate Diploma of Education	6
Bachelor of Arts	6
Other	19
Total	64

Staff Workforce Gender Ratio

The workforce of Thornlie Christian College consisted of 73% female and 27% male staff.

Staff Professional Development

All teaching staff are required to attend Professional Development (PD) training to fulfil their obligations to the Teachers Registration Board (TRB). During the year, Thornlie Christian College staff received PD on the following topics:

Secondary School PD Topics

- 21st Century Skills
- Robotics Programming
- Technology Workshops
- Aspiring Leaders
- Sporting Meetings
- Auspicing Meetings
- Australian Careers Service
- Certificate IV Training
- ClickView
- Consensus Moderation Meetings
- Diagnostic Testing
- Differentiated Curriculum Workshop
- Divide and Analyse for Chemistry Teachers
- Education Perfect
- EMS 360
- Google Education
- Learning Area Meetings
- Mandatory Reporting
- Mathematics
- MAWA Secondary Convention
- Moderation Meetings for SCSA Subjects
- Moderation Meetings for Certificate Courses
- Networking Meetings in All Subject Areas
- Peer Support
- Presentation of Research
- Project-based Learning
- Science Education
- SCSA Curriculum Briefing
- Secondary School Staff Meetings
- Senior First Aid
- SEQTA
- SMBC Preaching Conference
- STEM and STEAM
- Supporting ASD Students
- Supporting SMD Students
- Trauma and Foster Care
- VET Update on Curriculum
- WA English Resources Seminar
- WACE Health and Physical Education
- Walker Learning
- Waste Wise Seminars
- Worms and Composting

Primary School PD Topics

- Abilities Based Learning Education, Western Australia
- AFL School Ambassador Programme
- AISWA Certification
- Aspiring Leaders
- Aussie Optimism - Social Life Skills
- Braille Training
- Dialogic Teaching
- Essential Elements in Early Numeracy
- First Aid Training
- Fresh Conference and Fresh Leadership
- Gardening with Chris Ferreira
- Getting Started with Inquiry
- Hard Conversations Unpacked
- Humanities and Social Sciences Professional Development
- Impact Professional Development: Walker Learning Leadership
- Individual Small Group teaching: Dyslexia and other SLDS
- Little Scientist - Light
- Little Scientist - Air
- Managing Student Behaviour
- National Certification - Portfolio Development Day
- National Quality Standards Early Childhood Leaders Update
- NCCD Information Session
- Personal Assistant to Leadership Roles
- Philosophy with Young Children & Literature
- Planning for Assessment - An Inquiry-based Approach
- Planning Journeys of Inquiry in the Early Years
- Primary Health and Physical Education Network Meeting
- Principals as Numeracy Leaders
- Professional Standards for Principals: Developing Self and Others
- Programming & Assessment with the Australian Curriculum English/Literacy
- Report Collaboration
- Report Writing with Tarryn Rankine
- Scaffolding Adolescent Literacy
- Sounds Write
- STE(A)Ming into History
- STEM: Design Thinking Day
- Stories of Place Conference
- Supporting Students with ASD
- TAC-K Testing Kindy
- Tactile Book Making Workshop
- Talk for Writing - The Early Years
- Teacher Effectiveness and Student Feedback
- Using Data for Effective Leadership
- Walker Learning
- Waste Wise Workshop
- Waterwise Food Garden, Compost and Worm Farming
- Western Australian Curriculum: Primary Leaders Forum

Staff also received PD outside of normal work hours which involved attending seminars on evenings and weekends. Also, the Christian Schools Australia (CSA) State Conference, held at the Perth Convention and Exhibition Centre, was mandatory for all Teaching and Non-Teaching Staff Members.

The average number of PD days per staff member was six at a total cost of \$68,255, including payments for relief staff.

Value Added

The following value-adding developments took place at Thornlie Christian College during the year:

Annual Theme

Each year, Thornlie Christian College selects a new theme to focus our attention on an aspect of our culture we would most like to improve. The theme for 2017 was “Service”.

All of our themes are cumulative in the sense that they do not ‘drop-off’ at the end of a year. Instead, they are added cumulatively to the collection of previous annual themes. Each theme reflects the different aspects of our College’s culture that has evolved over the years. All of the past and present themes and are on display in the Multi-Purpose Hall as a constant reminder to our Community.



Student Life and Learning

We place significant emphasis on encouraging students to identify their unique, God-given talents and then to use them to the best of their ability. The College Core Value of “Striving for Excellence” is defined as, “every student using their God-given talents to the best of their ability.”

Leadership

Thornlie Christian College offers many and varied opportunities for the development of leadership skills across both the Primary and Secondary Schools. We see leadership as a component of successful living and recognise that leadership does not necessarily require a badge or title to legitimise it. We are all called to be leaders within our diverse spheres of influence. To this end we endeavour to use every opportunity to contextualise student learning experiences in the context of leading. So, for example, assemblies are in most cases run by students. Our students have a myriad of opportunities to develop their public speaking and performing skills; our lessons are designed to strengthen our students’ collaborative and creative skills, both important in the sphere of leadership.

Character Development

Historically, our College had a Discipline Policy that governed our expectations of student behaviour. About a decade ago we morphed this into a Behaviour Management Policy. Over the past five years this, too, has undergone a metamorphosis, into what we now call our Character Development Policy. I’m sure that you can see the progression in these three policies - from Discipline which was largely extrinsic in nature, via Behaviour Management, to Character Development which is far more intrinsic in nature.

Our Character Development Programme seeks to assist every student to ‘own’ their behaviour. To know what is right, to know what is wrong and, to take courageous decisions to do the right thing. We therefore focus on the realities of ‘Choice and Consequence’. Instead of an action simply earning a penalty (extrinsic motivation) we now create opportunities for rich conversations through which we encourage our students to reflect on their choices from a Christian perspective and align their conduct accordingly.

Consequences are a reality of life so we try to make consequences relevant and fair. It is our aim to create a culture in which our students learn to honour God in all that they do and therefore respond to life in a manner that is ‘good before God.’

E-Learning & Technology

The College's Google Chrome-based E-learning programme continues to develop in scope. Our philosophy of "Using the best tool to achieve the best outcome" ensures that technology is only used when it will add value to the learning process and that our students continue to receive instruction that includes more traditional approaches when appropriate.

The College has embraced the SEQTA platform as a 'one-stop-shop' for everything from effective communication with students and parents to providing access to learning programmes and live updates on academic assessments, reports and pastoral care issues.

Co-curricular & Extracurricular Activities

All students at Thornlie Christian College have attended a variety of excursions and incursions that have added value to the learning process. Apart from a wide variety of excursions and incursions the students attend the following camps and activity days in a continuum of personal development:

We have a comprehensive Camp Programme that begins in Year 3 when our students enjoy an Activity Evening on campus. This is followed by our Year 4 students who participate in a Sleepover and Outdoor Activities on campus. In Year 5 our students attend a 3-night camp in Rockingham and our Year 6 students' tour interstate to Sydney and Canberra for a week.

Our Year 7 students enjoy an Adventure Day at Manjedal and in Year 8 they travel to Albany for a weeklong educational camp. In Year 9 our students attend an exciting Team-building Day at Woodman Point and in Year 10 they attend an Adventure Camp at Wellington Dam near Collie.

Our Year 11 and 12 students do not attend a camp because they need to be fully focused on their studies but we end Year 12 with an extremely popular Retreat in Dunsborough as a positive alternative to 'Schoolies Week'.

Performing Arts

The College's specialist music teachers in both the Primary and Secondary Schools continue to add value to our broader curriculum with established, outstanding Choirs in the Junior Primary, Senior Primary and Secondary Schools respectively.

Our Music Department hosted a very popular and successful Musical Evening - HOPE - a feast of entertainment where our students were able to showcase their talents to the community.

Our Prefects hosted our ever-popular 'TCC's Got Talent' show with students showcasing their Drama, Dance, Musical, Singing and Poetic skills on stage, before a live audience.

Sport

As reported in 2016, because we had dominated the inter-school competitions in swimming, athletics and cross-country for a number of years in the WACCSA competition, we decided to move the Secondary School into the ACC (Associated & Catholic Colleges) competition which is far larger and would, once again, offer our College appropriate levels of competition. We were entered into the H-league where the College's Inter-School Swimming, Athletics and Cross-country Teams all won their respective carnivals in 2017. As a result, we were promoted to G League for 2018.

The College's parent-managed soccer club, Southern Force Football Club, continues to grow from strength to strength and our Basketball and Netball Clubs also continue to grow and flourish.

Staffing

Our Teachers are equipped to provide Individual Education Programmes (IEP's) to students requiring support or extension in the learning areas. We cater for those students falling into the 'Talented and Gifted' range while our Learning Support Centres in both Primary and Secondary Schools assist our students who require additional educational support.

Campus Development

Construction of the College's new Information Technology and Media Centre was completed in record time and under-budget. It was officially opened at our Open Day. The new facility, with its flexible, 21st Century learning spaces and state-of-the art Recording Studio has been fully utilised since then.

Staff Conditions of Service

Thornlie Christian College continues to remain competitive in the employment market. The Board has continued to work to ensure that Thornlie Christian College salary structure is competitive within the current market by benchmarking our unique salary structures against those of the Catholic Education Office.

The Board-Staff Liaison Committee provides an avenue for open discussion in order to ensure that the College's conditions-of-service are competitive and equitable.

Primary School

Last year, the Primary School went through an exciting re-structure with a number of new leadership positions developed that will help enhance the quality of education we offer at Thornlie Christian College. The Primary Leadership Team is as follows:

1. Head of Primary - Neville Stanway
2. Curriculum Coordinator English, Humanities and Social Sciences, and Christian Education - Allison Williams
 - a. English Learning Area Guardian - Leah Bird
 - b. Humanities and Social Sciences Learning Area Guardian - Donna Harrex
3. Curriculum Coordinator Science, Technology, Engineering and Mathematics (STEM) and Staff Development - Andrea Flipse
 - a. Science Learning Area Guardian - Amy Chidzey
 - b. Technologies Learning Area Guardian - Matt Splatt
 - c. Maths Learning Area Guardian - Joe Kennedy
4. Student Development Coordinator and Technologies - Matt Splatt
 - a. EPIC - Years 5 and 6
 - b. ESTEEM - Years 3 and 4
 - c. Years 3 and 4 Outdoor Camping Activities
 - d. Student Leadership and Service Monitor Teams
 - e. Behaviour Management Support
5. Education Development Centre Coordinator - Lindley Thompson
 - a. TAGS (XL Program) - Allison Williams
 - b. Literacy Support - Clara Francis and Carla Miles
 - c. Numeracy Support - Carol O'Sullivan and Clara Francis
 - d. Special Needs - Lindley Thompson
6. Early Childhood Coordinator - Kylie Halse
 - a. Early Child. IT Support - Adele Iwanowski

Every Term, the Primary School holds a number of Learning Journeys that enrich the children's learning experience by providing collaborative and cross-curricular opportunities while offering parents an opportunity to become immersed in their children's learning process.

In term one, the Learning Journey was in support of Harmony Day, in term two, it was the Edu-Dance Concert, in term three, it was the Open Day Class Displays, and in term four, it was the Christmas Concert Production.

Specialist Programs

An important part of a child's overall development. These subjects represent Key Learning Areas such as Technology, Health and Fitness, Languages, and the Arts (Music). We have dedicated staff who are a great asset to our College team.

- Information Technology - Matt Splatt
- Physical Education - Angus Southwood
- Languages other than English (LOTE, Bahasa Indonesian) - Raj Pitts
- Music - Peter Shanhun

Student Development Program

The Student Development Program continues to expand each year. In addition to the EPIC & ESTEEM Program, we have the CARE Program for years 1 and 2. Last year, we also introduced a new outdoor camping program into the College.

The year 3 classes enjoyed an 'Outdoor Bush Activity' afternoon. The year 4 classes enjoyed a sleepover at Thornlie Christian College including outdoor camping activities like 'Capture the Flag', 'Spot Light', camp cooking, etc. The year 5 classes spent a week at Point Peron Adventure Camp in Rockingham. The year 6 classes travelled to Canberra and Sydney on an educational tour.

We have the following student leadership roles in the Primary School:

- Prefects - 4 students (2 boys & 2 girls)
- House Captains - 8 students (Boy & Girl for each House)
- Service Monitors - 9 students (9 different Service team Monitors)

These roles give the year 6 students the opportunity to gain experience in leadership positions and to develop their service skills.

Education Development Program

The Education Development Program provides specialized academic programs for students who require education support in literacy and numeracy, special needs students, as well as our talented and gifted students who were involved in the XL Program. We are committed to ensuring that students are supported at whatever level they may be working. Lindley Thompson and the Ed Support Team are doing a great job helping students progress in their literacy and numeracy skills, and Allison Williams has been leading the XL Program as part of our Extension Programme.

Secondary School

In 2017 we had a 92.1% pass rate in Year 12.

Western Australian Certificate of Education (WACE)

Seventy-six students were eligible to apply for the WACE and seventy-two of them were successful in receiving this certificate. Seventy-five students were awarded the College Certificate of Graduation. Three of our students received scholarships to attend a University. Two students were awarded a John Curtin Undergraduate Scholarship for Excellence and one student was awarded a Principal's Choice Scholarship to study at UWA. One of our students achieved a Certificate of Excellence, awarded for achieving between 190 and 200 points over year 11 and 12. Nine students received a Certificate of Merit for receiving between 150-189 points over year 11 & 12 course units.

University Entrance

Of the 76 students in year 12, 33 achieved an ATAR score (studied 4 or more courses) and applied to go to University. Another twenty-two applied for University to study the 'Uni-Ready' Enabling Course. Therefore 55 applied for University entrance and 47 were offered a place. 41 received their first preference and 6 their second preference. 28 students applied to go to TAFE, Bible College, and Apprenticeships or join the workforce. All of those who did not receive a University offer and had applied to go to TAFE were offered a place - thus a 100% TAFE entrance outcome.

Teaching Staff in the Senior School provide free tutoring in every subject for students. Languages Students (Bahasa Indonesian) are able to select Indonesian to Year 12 if they wish to. The Arts and Technologies Programmes are taught under the supervision of our specialists. Our students are performing and achieving to a high standard in Drama, Art and Music and Media. Our Technology students are studying in Design and Technology, Materials and Design, and Certificated courses in Information Technology, Creative Industries Media and Media, Music, Applied Fashion and our Hospitality Department. All of these subjects have gained in popularity and our students have achieved excellent outcomes in 2017.

Sport

On the sporting front Thornlie Christian College won the Inter-school Athletics, Cross-country and Swimming Carnivals as part of the Associated Catholic College competitions along with team accolades for Cricket, Soccer, Basketball, Badminton, Netball, Volleyball and Squash.

Other Sports Covered

- AFL
- Archery
- Athletics
- Ballroom Dancing
- Basketball
- BounceFit
- Catamaran Sailing
- Cheerleading
- Cricket
- Cross Country
- Dragon Boats
- Fitness Training (External Gym)
- Go! Frisbee
- Hockey
- Kayaking
- Lacrosse
- Lifesaving
- Netball
- Sailing
- Self Defence
- Soccer
- Squash
- Swimming
- Tennis
- Touch Rugby
- Volleyball
- Wakeboarding
- Zumba

Student Leadership

Student leadership opportunities in the Secondary School consists of 74 students in formal roles

Role	Number of Students
Prefects	13
Chairpersons and Committees (Includes Prefects)	17
House and Vice House Captains	11
Leavers Jacket Committee	4
Student Council	46
Heads of the Student Council	2
Choir Leaders	5
Senior Status	76

Prefect Chairperson Portfolios

Head Boy and Head Girl

- Oversee all that is happening in relation to the Prefects
- Lead and Run Assemblies
- Chair and Run Prefect Meetings.

Entertainment and Functions

- Organise the College Senior Ball
- Middle School Dance evening
- Senior School River Cruise
- Primary School Fun Day

Fundraising

- Organise fundraising events for
 - Secondary School
 - Primary School
- Organise and run 'THORNLIE CHRISTIAN COLLEGE Has Talent' show

Publications

- Plan and publish the News- in-Views magazine
- Plan and publish Journal of Radical Minds
- Plan and publish Year 12 Memoirs.

Social Concerns and Environment

- Organises related events and workshops involving environmental and social issues. Examples include:
 - Harmony Day
 - Earth Hour.

Sports

Organises and assists with the planning of all carnivals and lunchtime and after-school sporting activities.

Worship

Plans and organises events relating to the spiritual life at the College.

Each committee has a Staff Liaison assisting and training them in their Chairperson roles.

Mentoring and Peer Support Programmes

- Year 11 students are involved in a Buddy Programme with our Year 6 Primary students.
- Year 12 Students are involved in a Mentoring/Buddy/Peer Support Programme with the Year 7 students.
- Year 12 Prefects run a weekly Empower Programme for girls and an Ignite Programme for boys.

Extracurricular and Co-Curricular Programmes

College Worship Band

The College Worship Band is involved in the Worship of the College and in Chapel Services.

Hospitality Students in Year 10, 11 and 12

Run a weekly Cafe, Il Modo, where they prepare and serve staff with coffee and delicious home baked muffins in the morning and a sit-down, three-course meal from a selected menu at lunchtime.

These students also cater for, and waiter at, special College events such as the Valedictory Dinner and Open Day.

Sport

We offer afternoon and early morning training sessions for those students who wish to excel in swimming, athletics and cross-country. Our cheerleading squad is also growing in stature.

Study Cafe

We run a weekly programme offering students the opportunity of a safe, quiet environment in which to do homework or study and be able to seek extra assistance from the supervising staff. As there is a capacity of forty students, the Study Cafe is very popular and often over-subscribed.

College Music Programmes

The College Choir College Bands (JAZZ, FUNK) are offered to all students from Year 7 to Year 12. Individual tuition is offered to all students in Piano/Keyboard, Violin, Drums, Voice, Ukulele. Lunchtime concerts are held from time to time to celebrate our students' musical talents.

College Drama

We offer all students from Year 7 to Year 12 the opportunity to participate in the following productions: A whole College production, a Year 10 production and a Middle School production.

Chess Club

Our chess club is open to all students in the Secondary School.

SPROUTS

Our new environmental and gardening club.

Extension Programmes

Science

Designing and building Synergy Solar Panel Cars

English and HASS

Our Students attend Parliament and are involved in producing various College magazines and articles.

Mathematics

Our students compete in the Mathematics Olympiad and various other competitions throughout the year.

Applied Fashion/Textiles

Our students compete in the Apex Australian Teenage Fashion and Arts Competition (AATFA) As part of our commitment to Serving Others, our students design and manufacture garments for children that are distributed locally and internationally to Missions.

Hospitality

Cooking and Serving at College and Special Events.

Media

Our students film, edit and produce records of our College events.

Outdoor Learning Programmes

Prefect Retreat

All day Workshop for the Year 12 Leaders of the College.

Year 7 and 9

Personal Development and Team Building days

Year 8 Camp

A one-week long camp held in Albany.

Year 10 Three Day Outdoor Adventure Camp

Camping outdoors at Wellington Dam, Collie.

Year 12 Leavers Retreat

A camp held in Dunsborough which offers our Year 12's a wholesome alternative to 'Schoolies Week'.

Student Council Workshop

Run by our Prefects.

Music Camp

A weekend for all Music, Dance and Band students.

Professional Development Staff

This has been aimed at developing the skills of staff in their respective subject areas, ensuring compliance with legislation and preparing and building unity of purpose among the staff in their ministry at Thornlie Christian College.

Staff at Thornlie Christian College have continued to attend relevant Professional Learning opportunities in their respective subject areas. Additionally, the year 11 and 12 teachers have attended a number of Moderation and Consensus Meetings relating to their subjects in the senior years. All teachers teaching the General subjects in year 12 have had their course outlines audited by the School Curriculum and Standards Authority. (SCSA)

Ongoing assessment and modification of the curriculum continues, the focus being to ensure that we empower students to think critically, behave safely, and participate responsibly in the digital world.

Staff Leadership Responsibilities in the Secondary School

Position	Role
Deputy Principal	Oversee K-12 Curriculum
Head of Secondary	Oversee all areas of the Secondary School
Middle School Year Coordinators	Three staff Year 7,8,9
Learning Area Coordinators	English, Mathematics, Science, HASS, Health and Physical Education, Workplace Learning, Learning Support and E-Learning
Teachers in Charge	Individual Staff for the respective Arts and Technologies subjects.
Staff Liaisons for Student Committees	

Learning Support

Support is given to students who need additional help with their learning. This can be with specialised Learning Support teachers assisting in the classrooms or students being withdrawn from the mainstream class to attend the Enrichment Centre.

Staff Tutoring

All College staff offer their time to tutor students in their subject or course areas. Tutoring sessions are held during lunch-times or after school.

Staff Year 12 Mentoring

All Year 12 students are mentored throughout their final year by a Year 12 staff member.

Developmental Activities

Information Communication & Technology

The Digital Technologies and Media Centre was completed in August of 2017 and commenced use in Term 4.

The centre includes the following:

- A state-of-the-art film studio with an infinity wall green screen, curtains, lighting, lighting controls, sound amplifiers and cabling centralised in the control room plus adequate storage for props and equipment.
- Each laboratory has its own breakout area with folding walls to facilitate multiple configurations to encourage changes in pedagogical practice (such as mastery and collaborative teaching) to improve student learning.
- The learning spaces can each be used separately or in a variety of configurations with joint or separate state of the art audio-visual possibilities depending on the students' learning needs.
- In the breakout rooms a variety of furniture is designed to encourage collaboration and creative thinking.
- Multiple whiteboards and pin up boards are provided in each of the learning spaces to facilitate mind mapping, problem solving and the display of student work.
- A large multi-teacher staff office is provided for teacher preparation including collaboration among teachers with a focus on ongoing improvement of best practice in light of changing technologies that provide new 'context for syllabus' opportunities.

SEQTA

The continued rollout of SEQTA Engage and SEQTA Learn has been provided for Staff, Students and Parents. The first Primary School reports were released online for parents and students in years 1 to 6 and year 12 (years 7 to 11 were available online the previous year.) Only Kindergarten and Pre-Primary were not included. An increase in the communication of results and the opportunity for student feedback to be visible to parents has also been introduced in the Secondary School.

In 2017, significant projects completed by the IT Department include the rollout of:

- New servers to replace the out of warranty units so that we could ensure ongoing, reliable service. Using industry standard Open Source software that has slashed the ongoing running and setup costs of the equipment.
- Replaced the phone system with a new VoIP system that has reduced costs and prepared us for the discontinuation of the old phone lines.
- Redevelopment of College web sites to add more functionality and a new design and significantly cutting costs.
- Replacement of DocuShare with LogicalDoc to ensure the security of the College's digital document archive while also achieving significant cost cuts.
- Upgrade and rationalising of Server Operating Systems to modernise and reduce storage requirements

Other Major Areas of Developmental Importance

To ensure the College is making good use of Mathletics and Reading Eggs software an audit was completed. Overall, the software provides an excellent resource for teachers, maps into the Western Australian Curriculum and students are engaged in learning. Some issues were identified, however, and a plan to provide further training for teachers will be implemented through PD sessions to be provided by the vendor.

With updates occurring in GoGuardian, a Chromebook filtering and monitoring software, staff were provided with training and support.

WeVideo - video editing software for students to use with Chromebooks was evaluated and found to be a valuable resource with an implementation for 2018 planned.

Income Sources

Source	Amount (AUD)
Commonwealth PCG	\$5,856,796
Tuition Fees	\$4,364,053
State PCG	\$2,253,524
Miscellaneous Grants	\$404,496
Other State Funding	\$83,106
Other Commonwealth Funding	\$53,861
Donations	\$6,378
Total	\$13,022,214

Key Student Outcomes

Enrolment Statistics for 2017

August 2017 Census return numbers, upon which all Federal Government funding and 50% of State funding is based, are as follows;

Year	Male	Female	Total	Average Class Size
K	29	21	50	25.0
PP	26	22	48	24.0
1	24	22	46	23.0
2	25	27	52	26.0
3	29	22	51	25.5
4	23	21	44	22.0
5	27	20	47	23.5
6	37	26	63	31.5
7	28	48	76	19.0
8	27	39	66	16.5
9	36	42	78	19.5
10	43	27	70	17.5
11	32	28	60	15.0
12	38	38	76	19.0
Totals	424	403	827	

Student Attendance Rates

The average student attendance rate was 94.7%

Student Retention Rates

Of the 95 Year Nine students studying at Thornlie Christian College in 2014, 68 (72%) completed Year 12 in 2017.

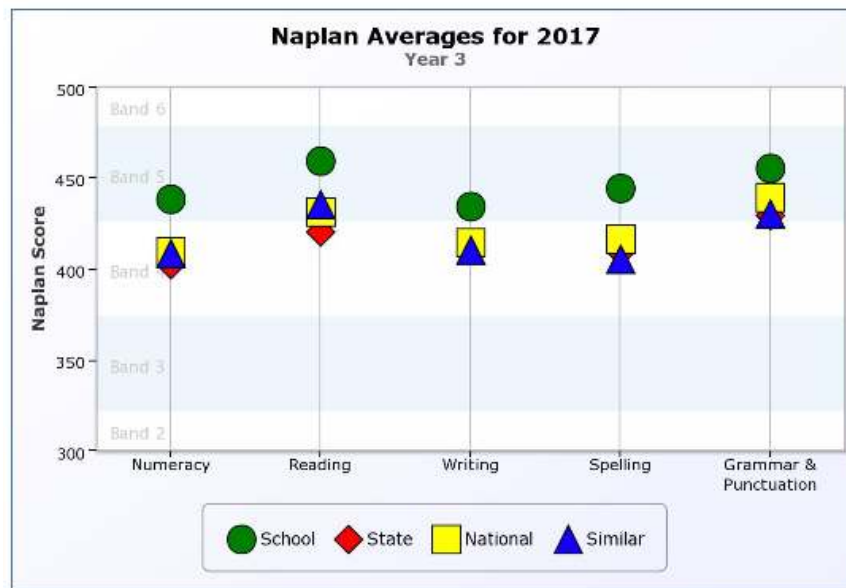
NAPLAN Results

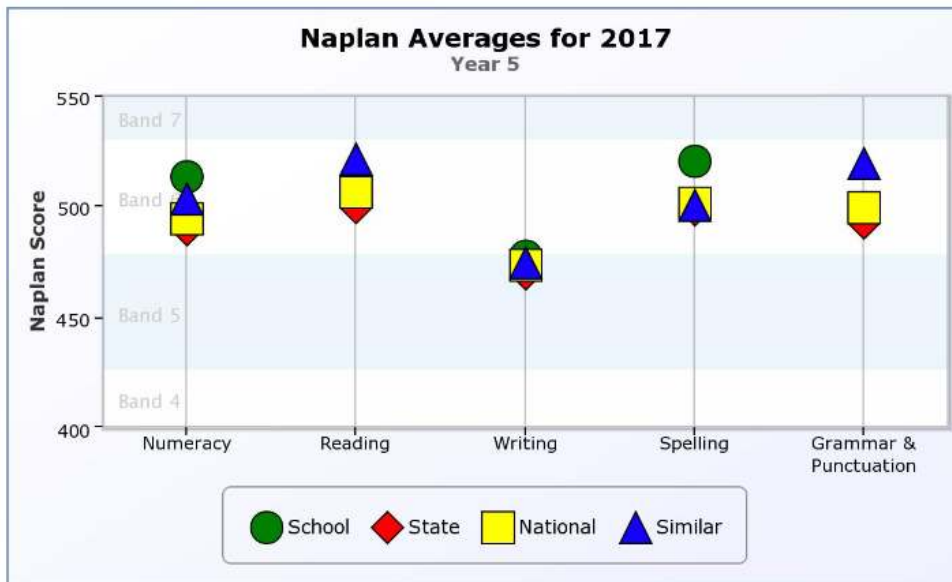
Average student achievement is displayed in numbers for each year. The colour of the cell indicates whether the selected school's scores are above, close to, or below similar schools (SIM) and all Australian schools (ALL). Please note, in the table below 'Grammar and punctuation' has been shortened to 'Grammar'.

Reading	Writing	Spelling	Grammar	Numeracy	
Year 3	460	434	445	456	438
Year 5	509	478	520	499	513
Year 7	553	533	588	571	581
Year 9	608	598	617	596	619

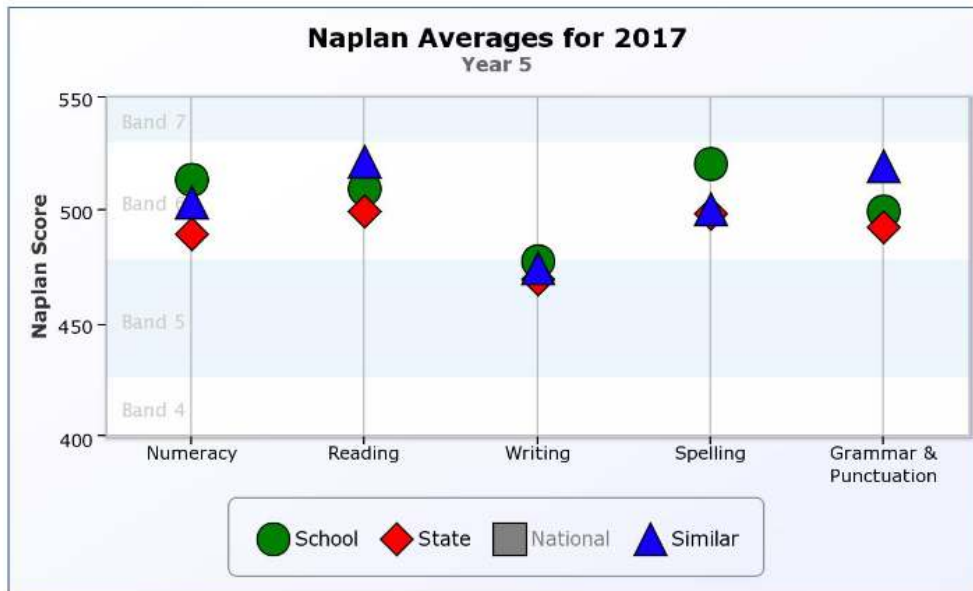
Selected school's average when compared to schools with similar students is:

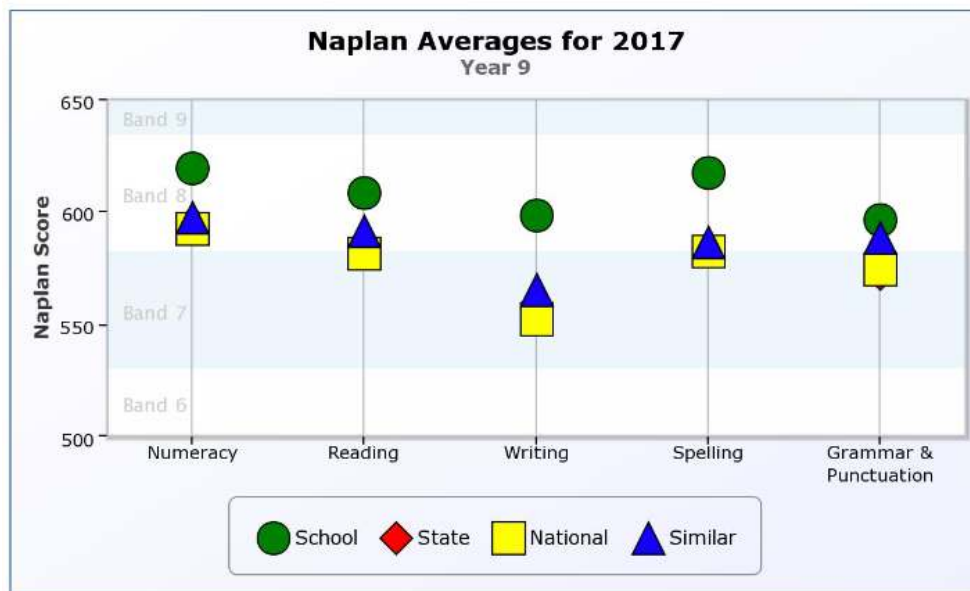
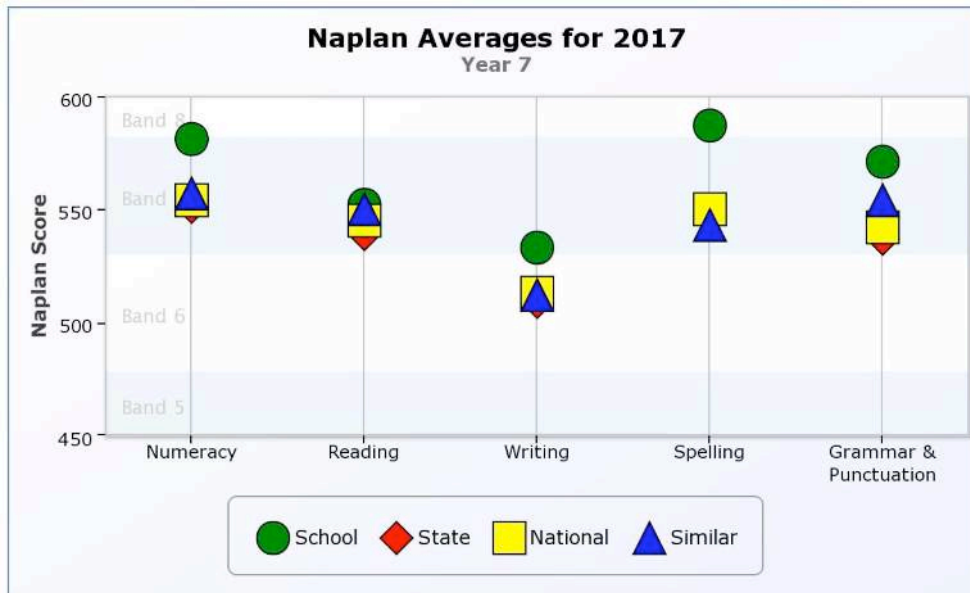
- Substantially above
- Above
- Close to
- Below
- Substantially below





Note: A second graph is provided below with the National results omitted so that the Year 5 Reading results can be seen more clearly.





In addition to the above information the following is an excerpt from an email to the Principal, Mr Bill Innes, from the CEO of ACARA (Australian Curriculum, Assessment and Reporting Authority) Robert Randall.

“Since 2013, ACARA has been releasing information on schools that demonstrate substantially above average gain in their NAPLAN results, as students’ progress from Year 3 to Year 5 and from Year 7 to Year 9... [Thornlie Christian College has achieved this]

On behalf of ACARA, I would like to extend my congratulations to you and your school community on this achievement. Improvement in student literacy and/or numeracy of this magnitude, as measured by NAPLAN, is significant and worthy of highlighting and acknowledging.”

Year 12 Senior School Reports

Western Australian Certificate of Education (WACE) Results

Student Population

Number of Students in Year 12 76

Western Australian Certificate of Education (WACE)

Number of Full-time Eligible Students to Achieve a WACE Certificate 72 (92.1%)

Number of Full-time Eligible Students with English Language Competence 75

Number of Full-time Eligible Students with Numeracy Competence 74

Thornlie Christian College Certificate of Graduation

Number of Full-time Eligible Students to Achieve Graduation 76

Number of Full-time Eligible Students Who Graduated 75 (98.7%)

Certificate of Excellence (190 to 200 Points) 1

Certificate of Merit (150 to 189 Points) 10

Tertiary Entrance Examination Students

Number of Full-time Eligible Students with 4 or More Tertiary Entrance Subjects 33

Median ATAR Score 79.20%

Vocational Educational and Training Students (VET) and Endorsed Programmes

Number of Full-time Eligible Students Enrolled in 1 or More Units of Competency (Years 10 - 12) 190

Number of Full-time Eligible Students with a Result in 1 Qualification at Certificate I or Higher in (Years 10, 11, or 12) 83

Number of Full-time Eligible Students Who Achieved 1 and a Qualification at Certificate II or Higher (Years 11 and 12) 43

Number of Full-time Eligible Students with a Result in WPL (Years 11 and 12) 9

Number of Full-time Students Involved the Work Experience Programme (Year 10) 76

College Community Service Programme

Number of Full-time Eligible Students Involved in the College Community Service Programmes (Years 10 to 12) 130

Community Services hours are accumulated from working in the Community on projects, Drama Productions, Music Productions, hours contributed to the College Open Day, Clean up Australia in the surrounding community, Leadership and hours given to College events

Year 12 Student Satisfaction Survey

Question: "Please rate your overall satisfaction with the education that you have received at Thornlie Christian College."

Rating	Percentage
Highly Satisfied	38.10%
Satisfied	57.14%
Dissatisfied	3.17%
Highly Dissatisfied	1.59%

General Reports

Academic Competition

Australian Mathematics Competition for the Westpac Awards

Secondary students Participated (Year 7-12)	33
Students received High Distinction	1
Students received a Distinction	5
Students received a Credit	19
Students received a Proficiency Certificate	4
Participation awards	4

Australasian Problem Solving Mathematical Olympiads (Extension Programme Students)

Students Participating in the Senior Competition	7
Students in the Top 30% (Senior Competition)	3
Students in the Top 40% (Senior Competition)	1
Students in the Top 50% (Senior Competition)	2
Students Participating in the Junior Competition	18
Scored in the Top 20%	2
Scored in the Top 25%	1
Scored in the Top 30%	1
Scored in the Top 40%	4
Scored in the Top 50%	3

Academic Achievements

“Outside the Frame” Art competition

Number of students’ work entered into the competition 6

Number of students who received an award:

The Apex Australia Teenage Fashion & Arts (AATFA) Competition “WA State Finalist” Wearable Art Category and Society and Environment Category	2
Wearable Art Garment / Felted Vest into the Outside the Frame Art Competition	1
Synergy Solar Car Competition (Highly Recommended Award)	4
Yo Fest Arts Competition (Highly Recommended Award)	13

The National History Competition

Number of students who entered:

Year 7	3
Year 8	4
Year 9	2

All students received a participation certificate. Two others participated in the research section and received a certificate

Tim Winton Competition

Number of Year 7 to Year 9 students entered 16

The West Australian Travel Writer Competition

Number of Year 8 students entered 2

External General English Competition

Number of Year 7 to 9 students selected to enter 14

University Scholarships

Number of students offered Scholarships to a University 3

Other Scholarships

ADF Long Tan Scholarships	2
Caltex All-rounder Scholarship	1
West Scheme VET Scholarship	1

University Entrance

School Median ATAR Score	79.2%
Number of Students Who Applied to Go to a University	55
Percentage of Students Who Applied to Go to University	72.4%
Number of Students Offered Entry to a University	47
Number of Students Offered Their First Preference to a University	41
Number of Students Who Enrolled into University	30
Number of Students Who Deferred Offers into University	4
Number of Students Who Were Offered a University Preparation Course	22
Number of Students Offered and Accepted Entry to Notre Dame University	8

TAFE Entrance

Number of Full Time Students Eligible for Entry into TAFE	76
Number of Full Time Students Made Application for TAFE	21
Number of Full Time Students Offered a Position into TAFE	18
Number of Students Who Accepted Offers into TAFE	18

Bible College

Number of Students Who Accepted Offers into Bible College	1
---	---

Workplace/Apprenticeships

Number of Students Who Accepted Offers into the Workplace/Apprenticeships	3
---	---