

2013

HIGHLIGHTS:

- Sustained excellent NAPLAN results
- WACE Top 50 Schools: Ranked 29th
- WACE Top 50 WACE Schools for VET: Ranked 32nd
- 100% of students who applied to university were accepted into their first choice course

INSIDE:

Staff information	1
Value added	3
Key student outcomes	6
Year 12 Reports	8

Thornlie Christian College

School Performance Information

LEARNING FOR LIFE!

DECEMBER 2013

Staff Information

Staff Attendance

This is calculated as a percentage of the fulltime equivalent of the school staff who were absent through sickness, family (carers') leave, long service leave etc. Camps and other school activities are excluded from the calculation.

All Teaching and Non Teaching staff are included in this calculation.

The average attendance rate for the staff listed at TCC for 2013 was 95%.

Staff Retention from 2012 to 2013

This information was derived by comparing information given to the Commonwealth Government as part of our Census requirements in August 2012 and 2013 and represent fulltime equivalents.

	2012	2013	Variation
Teaching Staff – Primary	24.20	26.10	+ 1.90
Teaching Staff - Secondary	26.80	27.00	+0.20
Non Teaching Staff	26.30	26.30	-

The retention rate for teaching staff from 2013 to 2014 was 95%. There were 59 of 62 staff retained from the previous year.

The retention rate for non-teaching staff from 2013 to 2014 was 100%, with 37 of 37 non-teaching staff returning from the previous year

Teachers Highest Qualification

The following is a list of the highest teaching qualification held by the teaching staff of 2012

Masters	9
Bachelor of Education	26
Graduate Diploma of Education	16
Bachelor of Arts	3
Other	7
Total	61



THORN LIE
Christian College

Staff Information continued...

Staff Professional Development

All staff are required to attend PD in order to fulfil obligations required by their WACOT registration.

During 2013, TCC staff received Professional Development in the following areas:

Secondary School Professional Development

WACE Course Moderation and Consensus Meetings for all courses in Years 10-12

Australian Curriculum meetings and workshops 7-19 English/Mathematics/Science & History

Australian Curriculum meetings for other Learning Areas

Aboriginal & Torres Day in Education

Anaphylaxis PD

Casio Classpad

Excel

Grammar Games

Inclusive Leadership

IT in Education

Literacy for Empowerment

Mandatory Reporting of Child S

MAWA Secondary Convention

National Consistent Collection of Data

Politics and Law Curriculum Adv Committee

Persuasive Writing

Scitech Science

Tactical Teaching

The Big Five

Word Study in Action

VET Moderation and Auspicing Workshops

ACS Career Advisory Seminar

Biblical Studies Programming

Edmodo

Filmbites

ICT Google Chromebooks

iPads and Maths

Leadership/Head of Dept

M1: Open Ended Tasks

Maths Teachers Briefing

Mental Maths

Outlook - Getting the Most of

Politics and Law Improving Student Performance

Professional Barista Course

Support for Disability Student

Teacher Companion Training

Worldskills IT Competition

VET Update with Curriculum

Primary School Professional Development:

Adolescent Mental Health

Australian Curriculum – English

NAPLAN Software

Autism Workshop

Creating Text

Creative Play

AISWA P-10

Developing a Literacy Program

A-Z Effective Teaching Tools

National Quality Framework

First Steps – Reading

Fractions & Decimals

Grammar Games

Individual Education Plans

Igniting a Passion for Reading

iPad Learning Roadshow

Jolly Phonics

Literacy Intervention Writing

Principals as Literacy Leaders

Persuasive Writing

Social Stories and Comic Strip

Ten Minutes Tops

Waste wise school gardens

Working smarter in Literacy

Anaphylaxis PD

Australian Curriculum - Mathematics

Assessment for Learning

A Brain Is Born

Creative Music & Movement

Differentiated Curriculum

Dare to be Exceptional

SCITECH

e-Teaching Excellence

Pre Primary Literacy Professional Learning

First Steps- Writing

Get an Angle on Maths

Guided Writing and More

Inquiry Based Learning

Increasing Literacy

From Kid Trash to Co-operation

Landsdale Farm

Numeracy Learning Experiences

Kolbe College IT

Increasing Literacy Outcomes

Spelling for Life

Fremantle Child Literacy Centre

Words Their Way

**Avg Days
Professional
Development
: 6.1 days**

**Total cost of
Professional
Development
for 2013:
\$89,286
(including
payment for
relief staff)**

Staff also received Professional Development **outside of working/school hours** which involved attending seminars on evenings and weekends.

A **Christian Schools Australia (CSA) conference** was held at The Perth Convention and Exhibition Centre at the beginning of the third term. Attendance was mandatory for all Teaching and Non Teaching Staff Members.

Value added



Purpose

Ephesians 1.11 It is in Christ that we find out who we are and what we are living for.

In 2013 the College was very involved in completing its building programme while maintaining the expected high levels of teaching.

The following value-adding developments took place at TCC during 2013:

Theme: The College's annual theme for 2013 was **"Purpose"** Our theme was underpinned by **Ephesians 1:11** *"It is in Christ that we find out who we are and what we are living for."*

At TCC we are striving to raise a new generation of young people who have a clear understanding of the importance of Purpose in their lives. We are committed to supporting our parents in their calling to inculcate in their children a clear and driving sense of Purpose for their lives. We believe that this sense of Purpose can only be found within the framework of an authentic Christian worldview.

Student life and learning: A particular emphasis has been placed on encouraging students to identify their particular God-given talents and then use them to the best of their ability.

Our Behaviour Management programme focussing on 'Choices and Consequences' has encouraged students to reflect on their choices from a Christian perspective. It is our aim to create a culture in which our students learn to honour God in all that they do.

All students at TCC have attended a variety of excursions and incursions that have added value to the learning process. In addition Year 5 students attend a camp in Rockingham and our Year 6 students tour Sydney and Canberra.

A group of our senior students travelled to Malaysia on an academic/cultural tour.

Planning began in 2013 for our 2014 Mission Trip to Nagaland, North-East India.

Students in our Middle School enjoy a number of Day Excursions focussed on building Teamsmanship and Leadership Skills.

The College has choirs in the Senior Primary and Secondary School. Our Choirs performed at various functions with great success.

The Music Department hosted a very popular and successful Talent Contest. In addition, the College Musical Evening was a feast of entertainment where our students were able to showcase their talents to the community.

The College's parent-managed soccer club, Southern Force Football Club, continues to grow from strength to strength, successfully sending representatives to the state games and, winning a Grand Final in one age-group.

A Parent-led Netball Club as well as a Basketball Club train and operate from the College campus.

Staffing: Staff retention continues to be stable with TCC providing a positive teaching environment in both the Primary and Secondary Schools. The College strives to provide a positive, affirming, supportive environment for all staff-members. Teachers are equipped to provide Individual Education Programmes (IEP's) to students requiring support or extension in the learning areas.

"We are committed to supporting our parents in their calling to inculcate in their children a clear and driving sense of Purpose for their lives"

Value Added



*"the College
aims to
recruit only
outstanding
teachers to
it's academic
team"*

Staff Conditions of Service: The Board of Directors of Thornlie Christian College works to ensure that Thornlie Christian College's salary structure is competitive within the current market as the College aims to recruit only outstanding teachers to its academic team.

The Board-Staff Liaison Committee provides an avenue for open discussion in order to ensure that the College's conditions-of-service are competitive and equitable.

Primary School: The Primary School is double streamed from Kindergarten to Year 6. The Head of Primary and Primary Curriculum Coordinator have coordinated the development of a strong relationship with the Numeracy & Literacy National Partnership which has resulted in significant improvements in most areas of National Testing through the development of data-driven teaching in the Primary School. In addition, Learning Area Guardians further the best interests of the respective core subjects in the Primary School. Our NAPLAN results are in most cases above both State and National Benchmarks and provide evidence of the improvements that are being achieved as a result.

The Primary School engages in Learning Journeys each term that enrich the children's learning experience and offer parents an opportunity to become immersed in the learning process.

The Primary School provides the following specialist staff:

- Information Technology
- Physical Education
- LOTE (Bahasa Indonesian)
- Learning Support
- Music

Secondary School: Additional staffing in the Senior School has enabled us to broaden our curriculum offering in 2013. In 2013 we had a 97.8% pass rate in Year 12 and all of the students who planned on studying at university were successful in securing a place. Thornlie Christian College was the only school in Western Australia to see every one of its university-bound students offered a place in their first choice courses. In addition the College was named as a Top Fifty WACE (Western Australian Certificate of Education) as well as Top Fifty VET (Vocational Education) School.

Teaching Staff in the Senior School provide free tutoring in every subject for students. LOTE (Bahasa Indonesian) students are able to select Indonesian through to Year 12. Our Arts programme is growing from strength to strength under the supervision of our specialist teachers. Our students are performing and achieving to a high standard in Drama, Art and Music and our Hospitality Department has gained in popularity and achieved excellent outcomes in 2013.

Buildings & Infrastructure: Thornlie Christian College has excellent facilities including a state of the art Library/ Resource Centre and a large Multi-Purpose Hall, modern, well equipped Science Laboratories, outstanding Hospitality facilities including a fully functional Commercial Kitchen, two large sports ovals and an effective Early Years Adventure Play Area. Our Hall is equipped to cater to the following sporting codes: Indoor Soccer, Basketball, Netball, Volleyball & Badminton. The addition of a substantial portable stage and audio-visual equipment has enabled the College to host its own End-of-Year functions, Awards Evenings and Assemblies on campus for the first time in the College's history.



Value Added continued...

Our new Library provides students with a centre for learning that encourages them to think outside the box, utilising both formal book research and internet research to achieve high levels of knowledge development. The library has been designed to be added on to in future building programmes so that it will eventually become the ICT/Media/Library hub of the College.

The Primary School is utilising its new waterproof undercover area and Senior Primary Play Area with rubberised soft-fall and shade cover to best advantage.

All play-areas in the Early Learning Centre now have shade-cloth sun protection.

The walkway from the C-Block to the Hospitality and Science Block has been provided with a roof which allows for dry passage from one side of the Secondary School to the other.

Lockers are provided for all Secondary Students.

Professional Development: This has been aimed at developing the skills of staff in their respective subject areas, ensuring compliance with legislation and building unity of purpose among the staff in their ministry at TCC.

Staff at TCC have continued to attend relevant Professional Learning opportunities in their respective subject areas. Additionally, the Year 11 and 12 teachers have attended a number of consensus and moderation meetings relating to their subjects in the senior years.

Primary Staff have been involved in Professional Learning focusing primarily on Literacy and Numeracy development.

All Staff have attended Professional Learning opportunities to assist them in teaching to the Australian Curriculum from Kindergarten to Year 10.

The Primary School Staff have been involved in National Partnerships for Numeracy and Literacy, the Principal's as Leaders of Curriculum Development (PALS) and the development of Professional Learning Teams (PLT's) with outstanding results for the levels of teaching in the primary School.

All Staff have attended training geared to prepare them for the implementation of a 1:1 E-Learning culture.

I.C.T: Our ICT Strategic Committee has been actively planning for a technology-rich future for the College.

Substantial upgrades to the College servers and intranet as well as the continued provision of computers to all staff means that all staff are now able to operate and communicate via the College intranet. The College has 3 dedicated IT Laboratories, one of which is an Apple laboratory. Significant research and development has gone into preparation for a 1:1 E-Learning programme with College supplied I-Pads in Kindergarten to Year 2 and Google Chromebooks a requirement from Year 3 to Year 9 in 2014. Students from Year 10 to Year 12 have followed a BYOD programme utilising their own personal technology in the classroom. Digital Projectors and/or Interactive Whiteboards are utilised in every classroom. A new Media Centre allows students to achieve professional levels of video production. We have expanded our wireless network capability across the College campus to cater to the significantly increased load that E-learning requires to be effective.

Re-Registration: At the last Re-registration in 2011 the College received a five year term of re-registration.

Conclusion: Thornlie Christian College is staffed and equipped to levels that allow for the provision of an education of excellence. Its dedication to a philosophy of continual improvement ensures that it is continually striving to develop and improve its teaching and learning capabilities.

“Thornlie Christian College is staffed and equipped to levels that allow for the provision of an education of excellence. ”

Key Student Outcomes

Enrolment Statistics for 2013

August 2013 Census return numbers, upon which all Federal Government funding and 50% of State funding is based, were as follows;

Year Group	Boys	Girls	Total	Average Class Size
PP	27	23	50	25
Year 1	27	23	50	25
Year 2	36	20	56	28
Year 3	32	27	59	29
Year 4	30	28	58	29
Year 5	26	35	61	30
Year 6	30	30	60	30
Year 7	31	38	69	23
Year 8	48	43	91	30
Year 9	41	23	64	21
Year 10	35	29	64	21
Year 11	19	19	38	19
Year 12	24	26	50	25

Total number of students:

820

Student Attendance Rates

Average student attendance rate for 2013:

97.0%

Student Retention Rates

Of the 560 Year Nine students studying at Thornlie Christian College in 2010, 32 (53%) completed Year 12 in 2013.

All 32 students completed Year 12 in 2013

NAPLAN Results

The Year 3, 5, 7 and 9 cohort of students were tested under the Benchmark System of Testing, (National Assessment Programme for Literacy and Numeracy). These are a new set of results and cannot be compared with the old WALNA assessments. Individual students are plotted against the National Benchmark and the percentage of students achieving better than the benchmark are listed. The NAPLAN testing is used by the majority of Schools in Western Australia.

Benchmarks are in **BOLD PRINT**

Curriculum Area	Year 3	Year 5	Year 7	Year 9
Reading	268	372	424	476
TCC	406	522	549	597
% above benchmark	98%	100%	96%	100%
Writing	268	372	424	476
TCC	406	475	531	575
% above benchmark	100%	100%	95%	92%
Spelling	268	372	424	476
TCC	414	510	557	607
% above benchmark	98%	98%	96%	97%



“The College continues to grow with a record student population achieved again in 2013”



Key Student Outcomes continued...

NAPLAN Results continued...

Curriculum Area	Year 3	Year 5	Year 7	Year 9
Grammar & Punctuation	268	372	424	476
TCC	431	533	545	595
% above benchmark	98%	100%	97%	94%
Numeracy	268	372	424	476
TCC	427	505	549	605
% above benchmark	100%	96%	100%	98%
Number of LBOTE*:	19(32%)	24(39%)	19(27%)	29(45%)
Number of ATSI**:	0	2	2	0
LBOTE* = Language background other than English				
ATSI**= Aboriginal or Torres Strait Islander				

“TCC

consistently

achieved

higher than the

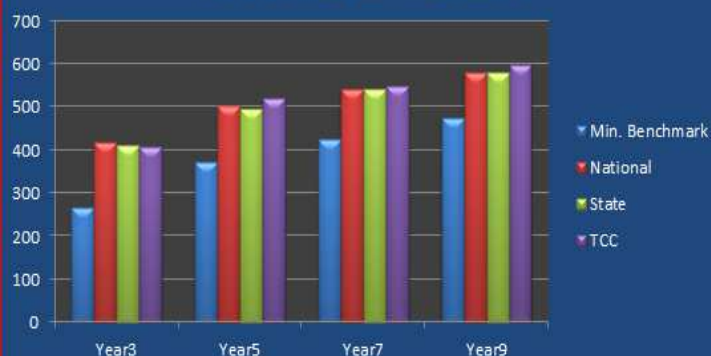
state and

national

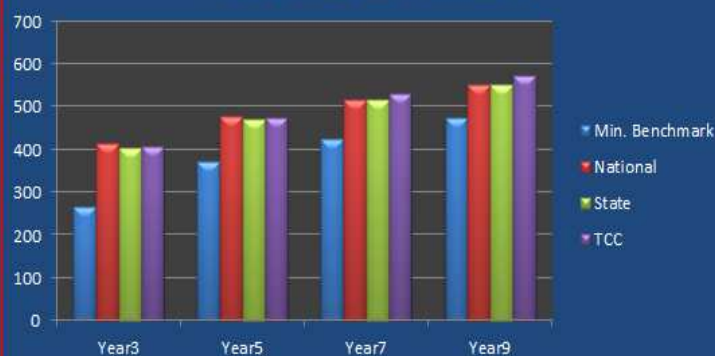
averages in

NAPLAN”

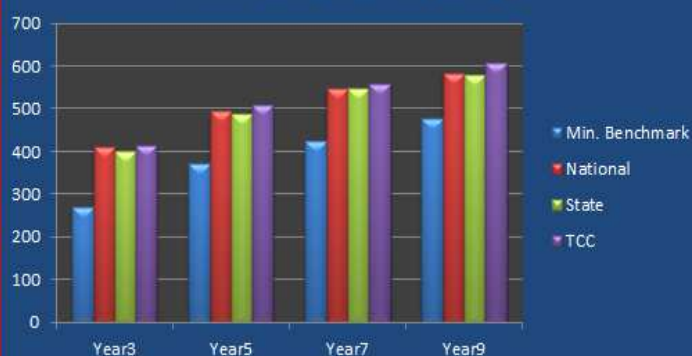
NAPLAN 2013 - Reading



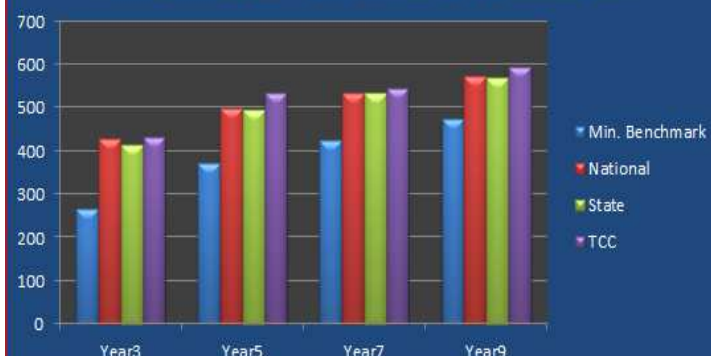
NAPLAN 2013 - Writing



NAPLAN 2013 - Spelling



NAPLAN 2013 - Grammar & Punctuation



NAPLAN 2013 - Numeracy



Year 12 Senior School Reports

Year 12 Senior School Reports:

YEAR 12 - WESTERN AUSTRALIAN CERTIFICATE OF EDUCATION (WACE) RESULTS

STUDENT POPULATION

Number of Students in Year 12 50

WESTERN AUSTRALIAN CERTIFICATE OF EDUCATION (WACE)

Number of full-time eligible students to graduate 50

Percentage of full time eligible students who graduated 96%

Number of full-time eligible students with English Language competence 50

THORNIE CHRISTIAN COLLEGE CERTIFICATE OF GRADUATION

Number of full-time eligible students to graduate 50

Number of full-time eligible students who graduated 48

Percentage of full time eligible students who graduated 96%

Percentage of students who applied for and were offered University places 100%

Number of students with ATAR of 90 or above 8

“Top 50

WACE

Schools:

Ranked 29th

TOP 50 WACE SCHOOL IN 2013

29th

TOP 50 WACE SCHOOLS FOR VET IN 2013

32nd

CERTIFICATE OF COMMENDATION (20 “A”’s)

2

RECOGNITION FOR TOP STUDENTS IN STAGE 3 WACE COURSE

Human Biology

WESTSCHEME AWARD FOR EXCELLENCE IN VET

1

Top 50

WACE

Schools for

VET: Ranked

32nd”

WACE EXAMINATION STUDENTS

Number of full-time eligible students with 4+ WACE course scores 29

Number of full-time students in a Stage 2 or 3 WACE Course with as score of 75% or more 16

WACE COURSE UNITS (2 OR MORE WACE COURSE UNITS)

Number of full-time eligible students with results in 2+ course units 50

Number of full-time eligible students with 1+A in a course unit 21

VOCATIONAL EDUCATIONAL AND TRAINING STUDENTS (VET) and ENDORSED PROGRAMMES

Number of full-time eligible students enrolled in 1+ Unit of Competency (Yr 12) 28

Number of full-time eligible students with a result in 1 qualification at

Certificate 1 (Yr. 10, 11, 12) 43

Number of full-time eligible students who achieved 1+ qualification at

Certificate II or higher (Year 12) 28

Percentage of Year 12 students who achieved a Cert II+ qualification 92.86%

Number of full-time eligible students with a result in WPL (Year 11/12) 10

Number of full-time students involved the Work Experience Programme (Yr10) 65

Number of full-time students enrolled in Endorsed Programmes 64

COLLEGE COMMUNITY SERVICE PROGRAMME

Number of full-time eligible students involved in the College Community

Service Programme in (Year 10, 11, or 12) 153

COLLEGE CURRICULUM TOURS

Number of full-time eligible students involved in the College Overseas Malaysian Cultural Tour 14

General Reports:**Academic Competition****AUSTRALIAN MATHEMATICS COMPETITION FOR THE WESTPAC AWARDS****Secondary School**

- 115 participated (Year 7-12)
- 1 student in the top 10% (Jnr Competition)
- 1 student in the top 10% (Intermediate Competition)
- 2 students in the top 10% (Snr Competition)
- 12 students in the top 25% (Jnr Competition)
- 3 students in the top 25% (Intermediate Competition)
- 4 students in the top 25% (Snr Competition)
- 1 students received a High Distinction
- 8 students received a Distinction
- 32 students received a Credit
- 31 students received a Proficiency Certificate

**AUSTRALASIAN PROBLEM SOLVING MATHEMATICAL OLYMPIADS*****(Extension programme students)***

- 21 Participated (Year 6-12)
- 1 student in the top 10% (Junior competition)
- 1 student in the top 10% (Intermediate Competition)

ACADEMIC ACHIEVEMENTS

- Number of students' work entered into the "Outside The Frame" competition 7
- Number of students who received an award 1

UNIVERSITY SCHOLARSHIPS

- Number of students offered Scholarships to a University 9

Post - College Destinations

Of the 2013 Year cohort we have established that:

UNIVERSITY ENTRANCE

- Number of full-time eligible students – Median ATAR 68.6%
- Number of students who applied to go to University 34
- Number (%) of students who applied to go to University 71.7%
- Number of students offered their first preference to University 34
- Number (%) of students offered their first preference to University 100%
- Number of students who enrolled into University 26
- Number of students who deferred offers into University 5
- Number of students who were offered a University Preparation Course 8
- Number of students offered and accepted entry to Notre Dame University 1

TAFE ENTRANCE

- Number of full time students eligible for entry into TAFE 50
- Number of full-time students who applied for TAFE 21
- Number of full time students offered a position into TAFE 21
- Number of students who accepted offers into TAFE 14

BIBLE COLLEGE

- Number of students who accepted offers into Bible College 1

WORKPLACE/APPRENTICESHIPS

- Number of students who accepted offers into the Workplace/Apprenticeships 1

**“100% of
students who
applied to
university
were granted
their first
course
preference”**

THORNLIE CHRISTIAN COLLEGE OFFERS

- A safe Christian learning environment
- Dedicated and caring Christian staff
- All subjects taught from a Biblical perspective
- Daily morning devotions and Form time
- Extra tutoring in all subjects/courses by Secondary Staff
- Extension and Enrichment Programs
- Individual Education Programmes for students who require additional assistance.
- Fast Track Programme to assist with assignment completion.
- Study Café for Homework and Study support
- Music and Instrumental tuition
- College Choir, Ensembles, Bands
- Drama Productions
- College Canteen open daily at Recess and Lunch
- Extra Curricular sporting activities
- Counselling: College Psychologist and College Chaplain
- Library Services for Students and Parents
- Camps and Personal Development Programmes
- Overseas Tours in Language and Missions
- Student Leadership Programmes

THORNLIE CHRISTIAN COLLEGE

19 Furley Road

SOUTHERN RIVER 6110

Tel (08) 9455-1607

Fax (08) 9455-1062

www.tcc.wa.edu.au

www.facebook.com/ThornlieChristianCollege

